

BEFORE YOU CAN RESET YOUR PASSWORD YOURSELF THE FOLLOWING STEPS NEED TO BE PERFORMED:

Sign on to Netteller:

- Enter Electronic Banking ID – submit



https://neteller.com

File Edit View Favorites Tools Help

BANK OF MILLBROOK
The Strength of Relationships


3263 FRANKLIN AVENUE, P.O. BOX 47, MILLBROOK, NY 12545 (845) 677-5321
5094 ROUTE 22, ARDENIA, NY 12501 (845) 373-7731
2971 CHURCH STREET, PINE PLAINS, NY 12567 (518) 398-5500
11 HUMNS LAKE ROAD, STANFORDVILLE, NY 12581 (845) 868-7700

Log in to Electronic Banking ? [Test Browser](#) [Home](#)

No one from Bank of Millbrook will ever call you asking for your account or debit card information. If you receive a call, do not give any information, and please notify your local branch.
Internet Solutions' support of IE8 for NetTeller Online Banking will cease Thursday, June 26, 2014

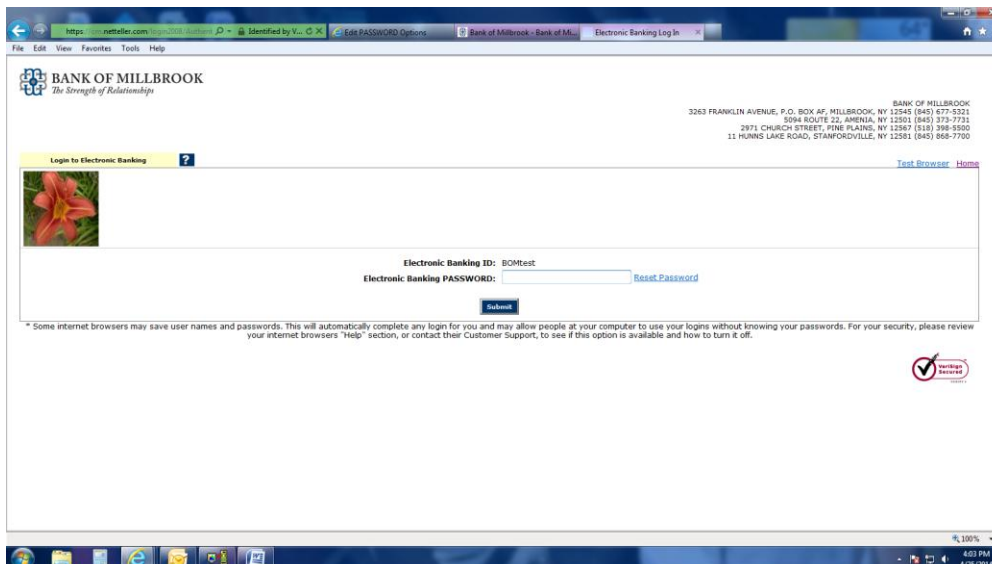
Electronic Banking ID:

* Some internet browsers may save user names and passwords. This will automatically complete any login for you and may allow people at your computer to use your logins without knowing your passwords. For your security, please review your internet browsers "help" section, or contact their Customer Support, to see if this option is available and how to turn it off.



100% 4:05 PM 4/25/2014

- Enter Electronic Banking PASSWORD – submit




https://neteller.com

File Edit View Favorites Tools Help

BANK OF MILLBROOK
The Strength of Relationships

3263 FRANKLIN AVENUE, P.O. BOX 47, MILLBROOK, NY 12545 (845) 677-5321
5094 ROUTE 22, ARDENIA, NY 12501 (845) 373-7731
2971 CHURCH STREET, PINE PLAINS, NY 12567 (518) 398-5500
11 HUMNS LAKE ROAD, STANFORDVILLE, NY 12581 (845) 868-7700


Log in to Electronic Banking ? [Test Browser](#) [Home](#)



Electronic Banking ID: BOMTest

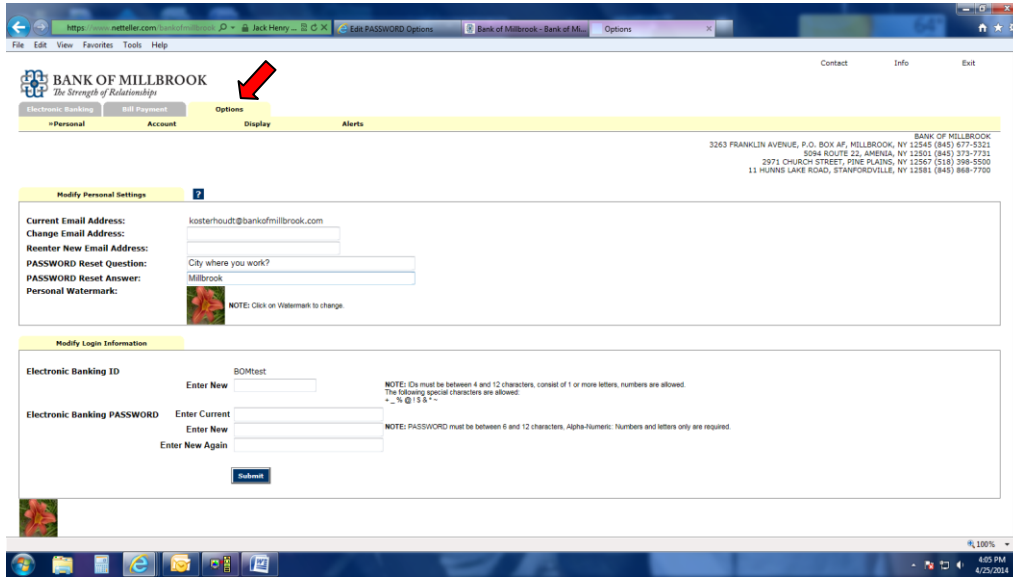
Electronic Banking PASSWORD: [Reset Password](#)

* Some internet browsers may save user names and passwords. This will automatically complete any login for you and may allow people at your computer to use your logins without knowing your passwords. For your security, please review your internet browsers "help" section, or contact their Customer Support, to see if this option is available and how to turn it off.



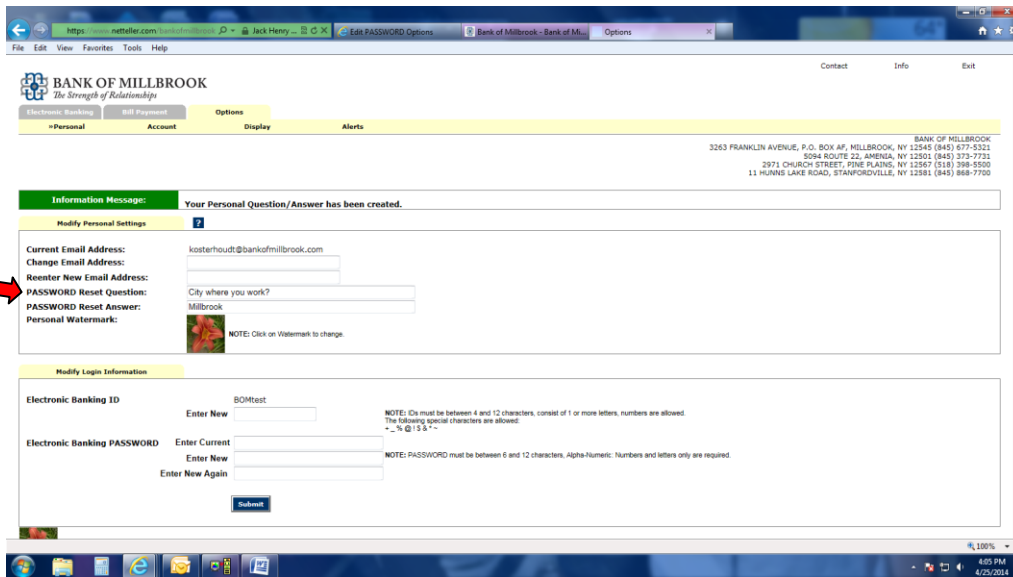
100% 4:03 PM 4/25/2014

Click on the – “Option” tab



The screenshot shows the Bank of Millbrook website with the 'Options' tab selected. The navigation bar includes 'Electronic Banking', 'Bill Payment', 'Options', and 'Alerts'. The 'Options' tab is highlighted, and a red arrow points to it. The main content area is titled 'Modify Personal Settings' and contains fields for 'Current Email Address', 'Change Email Address', 'Reenter New Email Address', 'PASSWORD Reset Question', 'PASSWORD Reset Answer', and 'Personal Watermark'. Below this is the 'Modify Login Information' section, which includes fields for 'Electronic Banking ID', 'Electronic Banking PASSWORD', and 'Enter New' fields. A 'Submit' button is located at the bottom of the 'Modify Login Information' section. The website's contact information is displayed on the right side of the page.

Create a unique question and answer in the PASSWORD Reset section – submit when completed

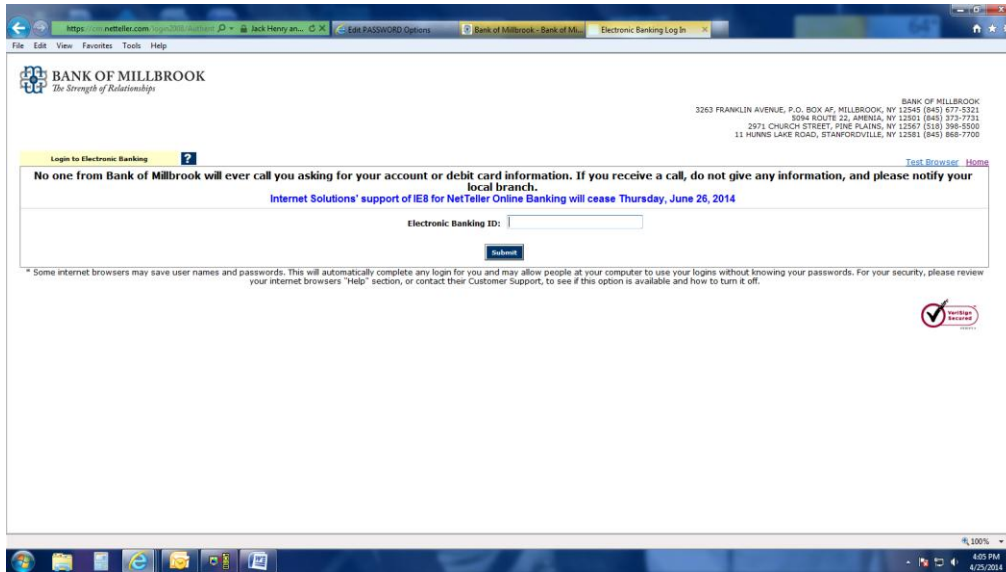


The screenshot shows the Bank of Millbrook website with the 'Options' tab selected. The navigation bar includes 'Electronic Banking', 'Bill Payment', 'Options', and 'Alerts'. The 'Options' tab is highlighted, and a red arrow points to it. The main content area is titled 'Modify Personal Settings' and contains fields for 'Current Email Address', 'Change Email Address', 'Reenter New Email Address', 'PASSWORD Reset Question', 'PASSWORD Reset Answer', and 'Personal Watermark'. Below this is the 'Modify Login Information' section, which includes fields for 'Electronic Banking ID', 'Electronic Banking PASSWORD', and 'Enter New' fields. A 'Submit' button is located at the bottom of the 'Modify Login Information' section. The website's contact information is displayed on the right side of the page.

You will now be able to reset your password if needed. Instructions about resetting your password follows.

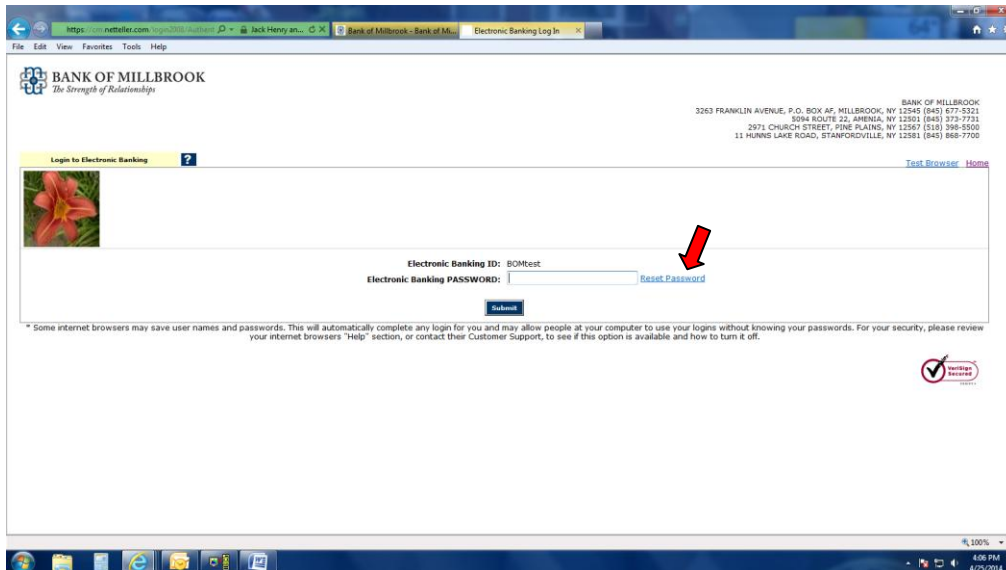
INSTRUCTIONS TO RESET PASSWORD:

Enter your Electronic Banking ID - submit



The screenshot shows the Bank of Millbrook Electronic Banking Login page. The browser address bar displays "https://neteller.com". The page header includes the Bank of Millbrook logo and contact information. A yellow banner reads "Login to Electronic Banking". Below this, a warning states: "No one from Bank of Millbrook will ever call you asking for your account or debit card information. If you receive a call, do not give any information, and please notify your local branch. Internet Solutions' support of IEB for Neteller Online Banking will cease Thursday, June 26, 2014". The login form contains a field for "Electronic Banking ID:" and a "Submit" button. A security notice at the bottom states: "Some internet browsers may save user names and passwords. This will automatically complete any login for you and may allow people at your computer to use your logins without knowing your passwords. For your security, please review your internet browsers 'Help' section, or contact their Customer Support, to see if this option is available and how to turn it off." A "Verified Secure" logo is in the bottom right corner.

Click on the [Reset Password:](#)



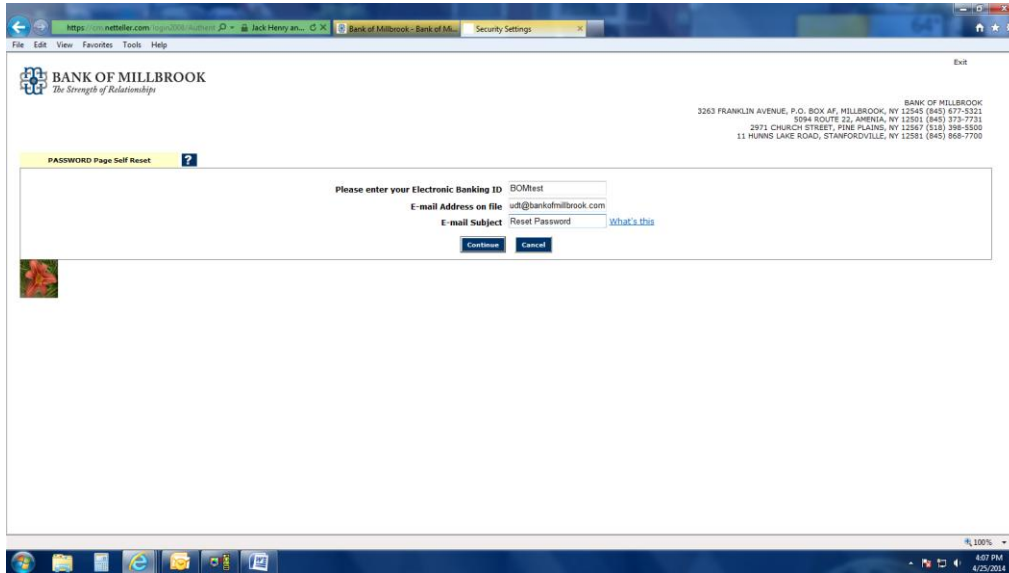
This screenshot is identical to the previous one, but with a red arrow pointing to the "Reset Password" link located next to the "Electronic Banking PASSWORD:" field. The "Electronic Banking ID:" field now contains the text "BOMtest". The "Submit" button remains below the password field.

Re-enter your Electronic Banking ID

E-mail Address on file – (if you do not have an e-mail on file you must contact a Customer Service Rep at one of our local branches)

E-mail Subject – Reset Password

Click on “Continue”



https://onneteller.com/... Jack Henry an... Bank of Millbrook - Bank of Millbrook Security Settings

File Edit View Favorites Tools Help

Exit

BANK OF MILLBROOK
The Strength of Relationships


3263 FRANKLIN AVENUE, P.O. BOX 47, MILLBROOK, NY 12545 (845) 877-5321
5094 ROUTE 22, ARDENIA, NY 12501 (845) 373-7731
2971 CHURCH STREET, PINE PLAINS, NY 12567 (518) 398-5300
11 HUNNS LAKE ROAD, STANFORDVILLE, NY 12581 (845) 866-7700

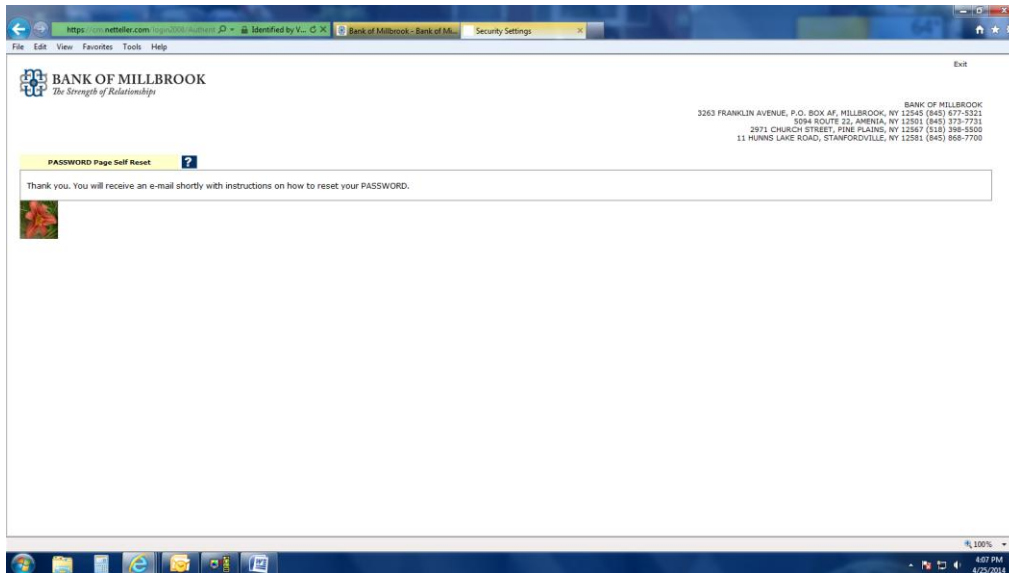
PASSWORD Page Self Reset ?

Please enter your Electronic Banking ID: BOMtest

E-mail Address on file: udh@bankofmillbrook.com

E-mail Subject: Reset Password [What's this](#)





https://onneteller.com/... Identified by V... Bank of Millbrook - Bank of Millbrook Security Settings

File Edit View Favorites Tools Help


Exit

BANK OF MILLBROOK
The Strength of Relationships

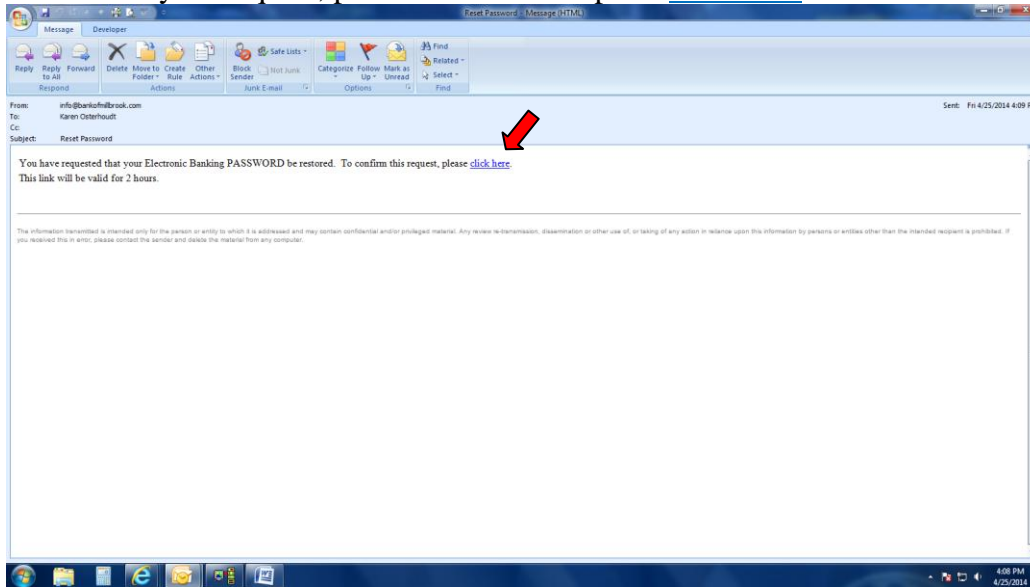
3263 FRANKLIN AVENUE, P.O. BOX 47, MILLBROOK, NY 12545 (845) 877-5321
5094 ROUTE 22, ARDENIA, NY 12501 (845) 373-7731
2971 CHURCH STREET, PINE PLAINS, NY 12567 (518) 398-5300
11 HUNNS LAKE ROAD, STANFORDVILLE, NY 12581 (845) 866-7700

PASSWORD Page Self Reset ?

Thank you. You will receive an e-mail shortly with instructions on how to reset your PASSWORD.

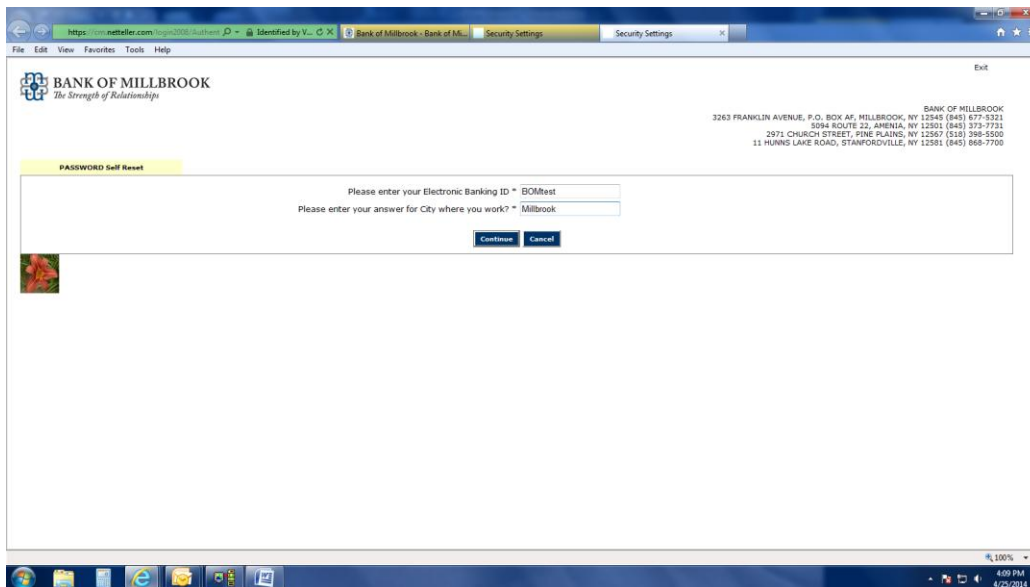


You will receive an e-mail from info@bankofmillbrook.com with the subject line Reset Password. To confirm your request, please click on the option [click here](#) in the e-mail.

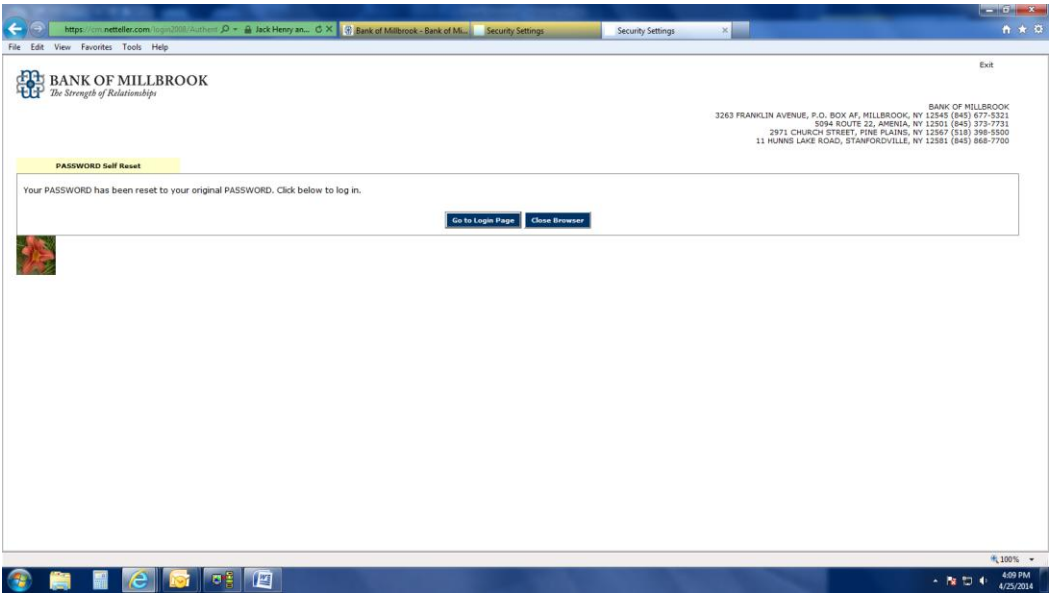


You will be redirected back to Bank of Millbrook's site:

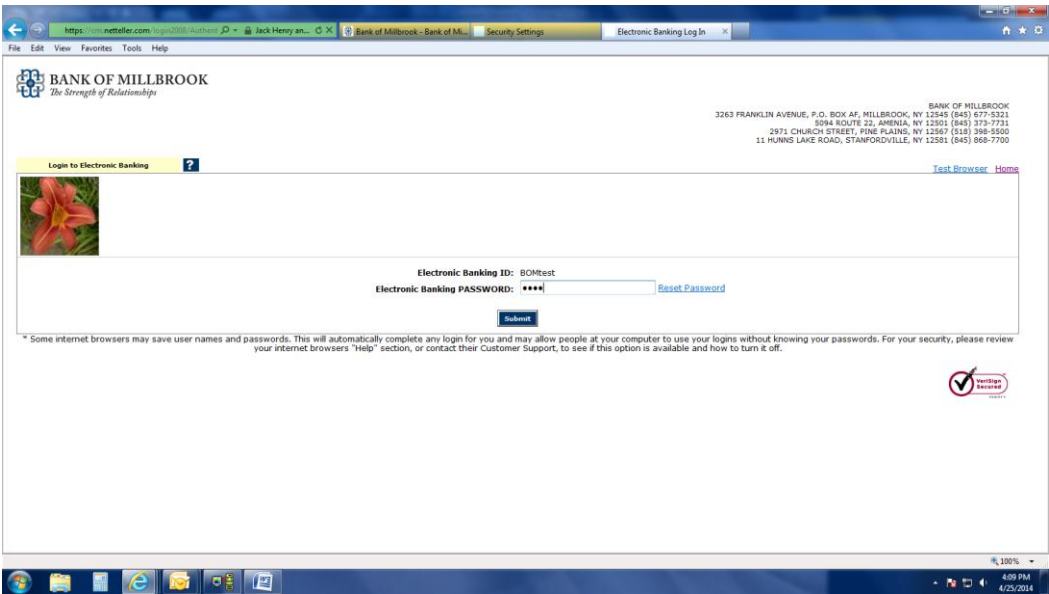
- Enter your Electronic Banking ID
- Enter your answer for the security question you chose when setting up the PASSWORD Self Reset on your personal Netteller options.
- Click on "Continue"



Click on “Go to Login Page”, you assigned password as referred to below is last 4 digits of your Social Security # or TIN #.

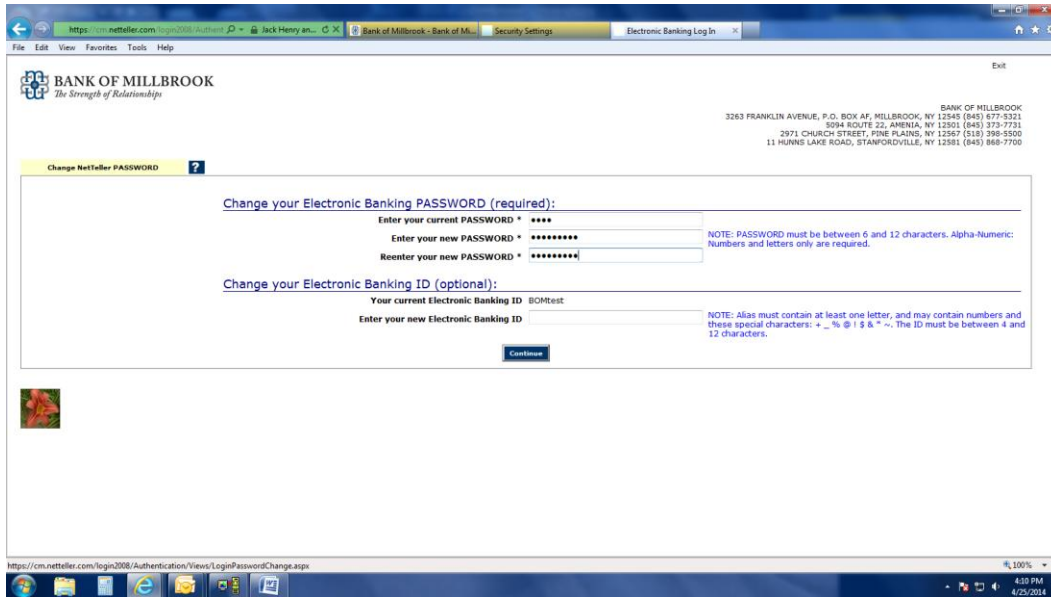


Re-enter your Electronic Banking ID and
Electronic Banking PASSWORD: (the last 4-digits of your Social Security # or TIN #)



You will be required to change your Electronic Banking PASSWORD:

- *reminder PASSWORD must be between 6 and 12 characters, Alpha-Numeric (Numbers and letters only are required)
- Click on “Continue”



The screenshot shows a web browser window with the URL <https://cm.netteller.com/login2008/Authentication/Views/LoginPasswordChange.aspx>. The page is titled "BANK OF MILLBROOK" with the tagline "The Strength of Relationships". It features a "Change NetTeller PASSWORD" section with a question mark icon. Below this, there is a "Change your Electronic Banking PASSWORD (required):" section. This section contains three input fields: "Enter your current PASSWORD *", "Enter your new PASSWORD *", and "Reenter your new PASSWORD *". To the right of these fields, a note states: "NOTE: PASSWORD must be between 6 and 12 characters. Alpha-Numeric: Numbers and letters only are required." Below the password fields, there is a "Change your Electronic Banking ID (optional):" section. This section contains two input fields: "Your current Electronic Banking ID" (with the value "BOMest" displayed) and "Enter your new Electronic Banking ID". To the right of these fields, a note states: "NOTE: Alias must contain at least one letter, and may contain numbers and these special characters: + _ % ! \$ & ^ ~ -. The ID must be between 4 and 12 characters." A "Continue" button is located at the bottom of the form. The browser's address bar shows the URL, and the taskbar at the bottom indicates the date and time as 4:39 PM on 4/25/2014.

- Your password will then be reset to new password.