

BANK OF MILLBROOK  
TRUST AND INVESTMENT SERVICES



QUARTERLY REVIEW AND OUTLOOK

PUBLICATION 47

JANUARY 2020

*"Predicting rain doesn't count; building arks does." Warren Buffett*

Mr. Buffett's quote has popped up in many quarterly newsletters recently and warrants repeating. It perfectly captures the current environment of subtle pessimism. Another thing we are seeing in many quarterly newsletters is a cautious optimism for the markets in 2020. The economy is still humming along, unemployment is holding steady with a 50 year low of 3.5%, and inflation is muted (Northern Trust calls it Stuckflation). 2019 showed an economic resilience that took many by surprise. That resilience has flamed some hope that 2020 will allow the aging growth expansion to continue.

The S&P 500 gave us a return of +34.66% in 2019. While there is much to cheer for with returns like that, tempered exuberance is warranted when reminded that we started January 2019 with the S&P 500 down -13% from December 1<sup>st</sup>.

Consider the backdrop for January 2019, which was that profit growth for large cap U.S. stocks were expected to be essentially flat; global economic growth in both the developed and developing world slowed; and the social/commercial landscape had been turbulent as the trade war raged. The old world order that served many so well for so long looked increasingly frayed and geopolitical disputes flared from Eastern Europe to Eastern Asia.

How do we feel about the markets going forward? The attached year-end commentary from Northern Trust accurately addresses it with their title, Managing Expectations. They point out that many of the issues that were a backdrop a year ago for the markets have not changed, but another year in gives one pause, especially in a Presidential election year where politics and policies will remain volatile.

The chart on the following page outlines the global GDP growth starting in 2009 and projected through 2020. It emphasizes the continued global slow-down that will be reflected in investment performance.

*(continued)*

TRUST AND INVESTMENT  
TEAM

MEREDITH M. TIEDEMANN,  
CPWA®  
SENIOR VICE PRESIDENT  
AND TRUST OFFICER  
ELIOT C.L. CLARKE  
VICE PRESIDENT  
AND TRUST OFFICER

TRUST AND INVESTMENT  
COMMITTEE

GEORGE T. WHALEN III  
DREW J. CASERTANO  
FARNHAM F. COLLINS  
PATSY POLLACK  
ALLAN B. RAPPLEYEA



**BANK OF MILLBROOK**  
TRUST AND INVESTMENT SERVICES  
44 FRONT STREET  
MILLBROOK NY 12545

845-677-4266

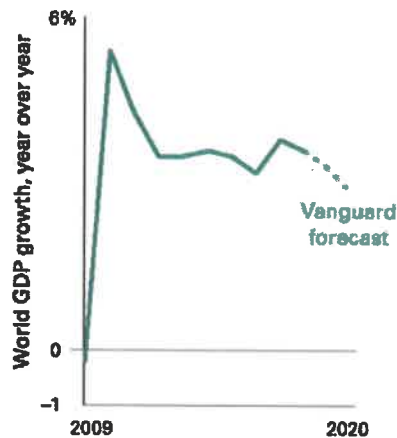
BANKOFMILLBROOK.COM

# QUARTERLY REVIEW AND OUTLOOK

PUBLICATION 47

JANUARY 2020

## Global growth is expected to continue falling



Circling back to the Buffett quote, we are busy building our ark. We continue to favor high quality companies that pay steady dividends. We are diligent with asset allocation to give our portfolios exposure to assets that can give us return and reduce risk. Currently our biggest challenge is investing cash, as we find that equity prices are expensive.

This is a great time of year to sit down with us to talk about your financial needs for 2020. We like to check in to make sure your investments reflect your needs and comfort level. We look forward to the opportunity to work with you on a continual basis.

Thank you for making 2019 a great year for us.

With best wishes for a healthy and fulfilling 2020,

FOR MORE INFORMATION PLEASE CONTACT

MEREDITH M. TIEDEMANN, CPWA®

44 FRONT STREET MILLBROOK NY 12545 845-677-4266

Investments through the Bank of Millbrook Trust and Investment Services are not FDIC insured, may lose value, and are not guaranteed by Bank of Millbrook Trust and Investment Services.

# MANAGING EXPECTATIONS

Returns in 2019 highlighted the importance of investor expectations — and understanding what is already “priced in” to financial markets. For instance, the 2019 economic data did not seem to be the foundation for robust financial market returns. Global economic growth was muted, with manufacturing slumping as a result of the U.S.-China trade war. Global equity earnings growth was flat-to-negative. And yet global equities gained 27% in 2019, with U.S. equities up 31%.

How does this happen? Well, for starters, 2019 started from a very low base. Global equity markets were down 13% in the fourth quarter of 2018, pushing global equity valuations below long-term historical averages (data going back to 1970). Even U.S. equities, which have had a persistent valuation premium over recent years, came within spitting distance of their own long-term average. When considering the low interest rate environment, such valuations were attractive but investor growth expectations were low. Investors believed the global economy would suffer from U.S.-China trade tensions. Further, they were unconvinced that central banks were willing to do anything about it. In fact, there was concern the Federal Reserve would continue raising interest rates.

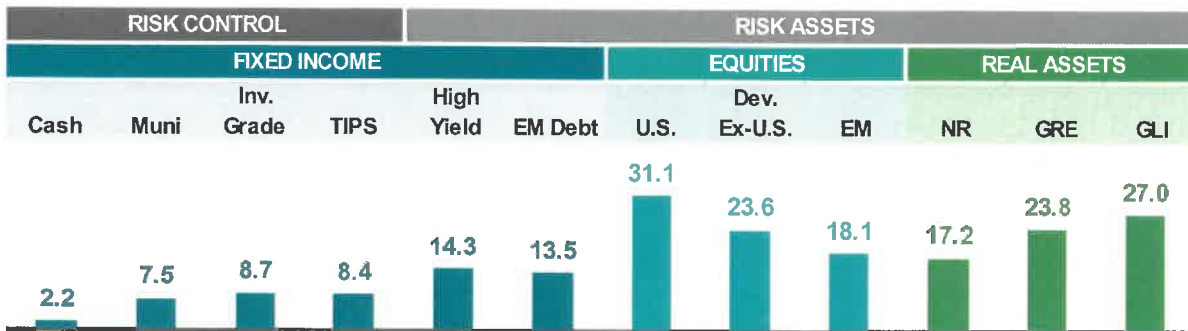
As investors navigated 2019, they began to realize that things weren’t so dire. First, U.S.-China trade tensions were hurting the manufacturing sector but the services

sector (a much larger percentage of the global economy) was doing reasonably well, allowing the global economy to avoid recession. Second, despite widespread concerns that tariffs would push prices higher, inflation remained low. In fact, inflation was too low for central bankers’ liking — and central banks finally relented on their monetary policy tightening campaigns. The Fed cut rates three times throughout 2019 (expectations coming into the year were for more rate hikes). Meanwhile, the European Central Bank cut rates further into negative territory and began a new quantitative easing program (expectations were for the bank to begin positioning its exit strategy from negative interest rates). Finally, a U.S.-China trade armistice and hope for an orderly Brexit resolution removed some political uncertainties, capping a year that easily surpassed low expectations.

The obvious question now is whether expectations are too high going into 2020. The combination of strong equity returns and flat-to-negative earnings growth has resulted in valuations that are back to levels found prior to 2018’s fourth quarter dip. These elevated valuations can be supported if: 1) global growth can continue (or even get a boost) as political uncertainties are reduced, allowing for a resumption of global equity earnings growth; and 2) inflation remains tame, allowing for a continuation of the easy money policy reinstated in 2019.

## 2019 TOTAL RETURNS (%)

Financial markets did well in 2019, as the global economic and financial market environment surpassed low expectations.



Source: Northern Trust Asset Management, Bloomberg. NR = natural resources; GRE = global real estate; GLI = global listed infrastructure. Indexes are gross of fees and disclosed on last page. It is not possible to invest directly in any index. Past performance is no guarantee of future results.

## KEY DEVELOPMENTS

### U.S.-China Trade Armistice

U.S.-China trade tensions, which had been on investors' minds throughout 2019, fell in December. The "phase one" trade agreement is a good start but much work is still to be done. Some tariffs have been rolled back but a majority remain in place (see chart). China has promised to increase its U.S. imports but some question whether it can actually purchase what has been speculated (\$200 billion in goods over two years). Other parts of the deal come with questions on enforcement.

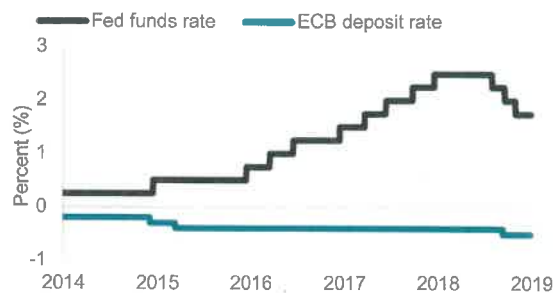
### U.S. ANNUAL TARIFF PROCEEDS FROM CHINA



### The New Global Easing Cycle

While the U.S.-China trade armistice put a nice bow on 2019 financial market returns, what really got 2019 off on the right foot was the start of the new global monetary easing cycle. The Fed responded to investor criticism through 2018's fourth quarter market sell-off by stopping rate hikes and then cutting three times in 2019. The European Central Bank also got into the action with a rate cut of its own as well as a new quantitative easing program. Easy monetary policy will likely remain throughout 2020.

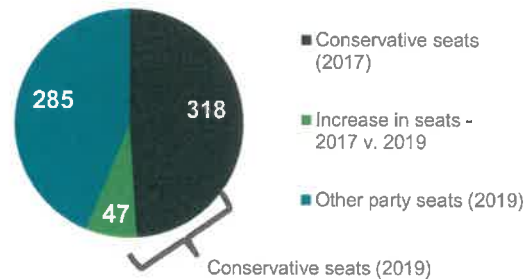
### KEY CENTRAL BANK POLICY RATES



### Brexit Update

U.K. Prime Minister Boris Johnson scored a big win in the recent election, increasing Conservative Party seats by 47 for an 80-seat majority. Johnson's new mandate now positions the U.K. to leave the European Union on January 31. However, all work is not done. Johnson has stated his desire to finalize a new trade agreement by the end of 2020. This represents an aggressive timeline that will surely keep investors on their toes throughout the year.

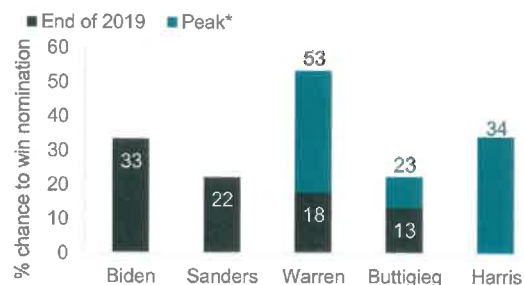
### CHANGE IN U.K. PARLIAMENT COMPOSITION



### Democratic Merry-Go-Round

Last year was a good lesson in the futility of predicting elections. Former vice president Joe Biden began as the Democratic front runner for the November U.S. election before a strong June debate put Senator Kamala Harris into the pole position. Harris peaked at a 34% chance of nomination based on Real Clear Politics betting odds before she lost steam and exited the race. Senator Elizabeth Warren peaked at 53% — and unnerved investors with progressive policies — before regressing. Biden is now back in the lead at 33%.

### U.S. DEMOCRATIC NOMINEE BETTING ODDS



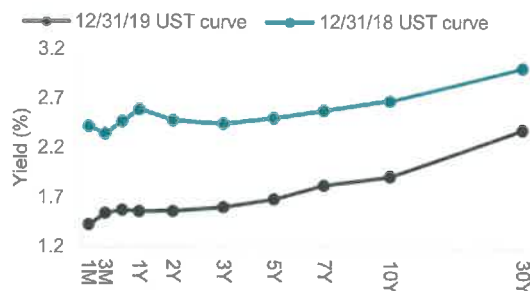
Source: Northern Trust Asset Management, Cornerstone Macro, Bloomberg, BBC, Real Clear Politics. \*Peak of last six months.

## MARKET REVIEW

### Interest Rates: Demand for Treasurys

The Treasury yield curve shifted lower during 2019 as constant pressure on long-term interest rates forced the Fed to reduce its key policy rate three times. Economic growth rates were subdued and inflation remained missing in action, lowering investors' required yields. Also, ongoing political concerns (U.S.-China) kept demand high for Treasurys. Finally, Treasury demand from Japan and Europe was the highest since 2012, keeping a lid on rates.

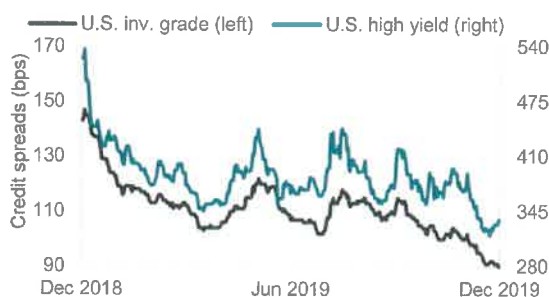
### TREASURY YIELD CURVE



### Credit Markets: Falling Spreads

Credit spreads fell throughout the year, retracing all of the increase in the fourth quarter of 2018 — and then some. The path was not smooth, with periodic spikes in spreads generally driven by U.S.-China headlines. But, overall, credit spreads are supported by a steady economy and low default rates as well as strong demand for yield. The current 3.3% average high yield spread compares to the five-year low of 3.0% while the average 0.9% investment grade spread compares to the five-year low of 0.8%.

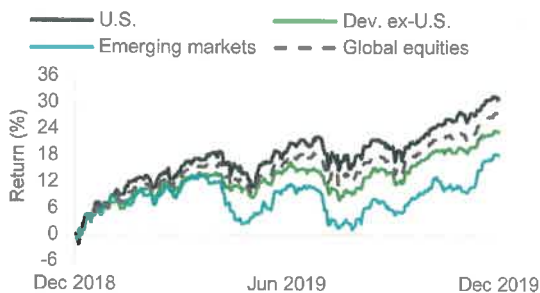
### CREDIT SPREADS



### Equities: U.S. Leads on Tech

It was the best year for global equities since 2008, with a total return of 27%. The gain was driven by U.S. equities, which were up 31%, thanks to a surging technology sector that was up 50%. Other major regions showed lower but still impressive returns. Despite continued economic struggles, Europe and Japan were up more than 20% and developed ex-U.S. markets in aggregate returned 24%. Meanwhile, emerging markets lagged at 18% because of on-and-off global trade tensions.

### REGIONAL EQUITY INDICES



### Real Assets: Buoyed by Low Rates

Global listed infrastructure performed the best, nearly in line with equities. It is generally a more defensive asset class, which is not expected to keep pace in a "risk-on" environment. However, global listed infrastructure received a boost from its exposure to falling interest rates. Global real estate also benefited from falling interest rates but fell slightly short of global equities. Natural resources suffered from the slow global growth environment, lagging most other risk assets.

### REAL ASSET INDICES



Source: Northern Trust Asset Management, Bloomberg. UST = U.S. Treasury. Indexes are gross of fees.



## MARKET EVENTS

■ 2019 global equity total return: 27.3%



Q1	Q2	Q3	Q4
<p><b>1</b></p> <p>The Fed lists low inflation and global economic risks in its decision to put interest rates on hold and end the balance sheet runoff early.</p>	<p><b>4</b></p> <p>Trump tweets that the U.S. will raise tariffs against China on the upcoming Friday as U.S. officials accuse China of reneging on pledges.</p>	<p><b>7</b></p> <p>Fed cuts interest rates for the first time since the financial crisis by 0.25% and concludes its balance sheet reduction earlier than planned.</p>	<p><b>10</b></p> <p>The Fed cuts interest rates by 0.25% for the third time in 2019 putting rates in the 1.5%-1.75% channel.</p>
<p><b>2</b></p> <p>U.S. President Donald Trump delays March 1 deadline, preventing the escalation of tariffs from 10% to 25% on \$200 billion worth of Chinese goods.</p>	<p><b>5</b></p> <p>After trailing in the polls, Scott Morrison wins Australia's election for prime minister, sending Australian equity markets up 2%.</p>	<p><b>8</b></p> <p>China announces new tariffs on \$75 billion of U.S. imports; Trump responds with an additional 5% of tariffs on \$250 billion of goods (October implementation).</p>	<p><b>11</b></p> <p>U.K. Prime Minister Boris Johnson's Conservative Party wins a decisive majority in the House of Commons, clearing an easier path for Brexit.</p>
<p><b>3</b></p> <p>U.K. Prime Minister Theresa May's third attempt to pass a Brexit withdrawal agreement fails, eventually forcing another extension.</p>	<p><b>6</b></p> <p>Oil prices jump ~4% on reports that Iran attacked two oil tankers; other geopolitical events would impact the oil markets throughout the year.</p>	<p><b>9</b></p> <p>ECB cuts interest rates by 0.1% (to -0.5%), and plans to buy €20 billion in bonds per month starting in November.</p>	<p><b>12</b></p> <p>The U.S. and China agree to the text of a "phase-one" trade deal, preventing the tariffs on consumer goods from going into effect on December 15.</p>

Indexes used: Bloomberg Barclays (BBC) 1-3 Month UST (Cash); BBC Municipal (Muni); BBC Aggregate (Inv. Grade); BBC TIPS (TIPS); BBC High Yield 2% Capped (High Yield); JP Morgan GBI-EM Global Diversified (Em. Markets Fixed Income); MSCI U.S. Equities IMI (U.S. Equities); MSCI World ex-U.S. IMI (Dev. ex-U.S. Equities); MSCI Emerging Market Equities (Em. Markets Equities); Morningstar Upstream Natural Resources (Natural Res.); FTSE EPRA/NAREIT Global (Global Real Estate); S&P Global Infrastructure (Global Listed Infra.)

**IMPORTANT INFORMATION.** This material is provided for informational purposes only. Information is not intended to be and should not be construed as an offer, solicitation or recommendation with respect to any transaction and should not be treated as legal advice, investment advice or tax advice. Current or prospective clients should under no circumstances rely upon this information as a substitute for obtaining specific legal or tax advice from their own professional legal or tax advisors. Information is confidential and may not be duplicated in any form or disseminated without the prior consent of Northern Trust. Northern Trust and its affiliates may have positions in, and may effect transactions in, the markets, contracts and related investments described herein, which positions and transactions may be in addition to, or different from, those taken in connection with the investments described herein. The opinions expressed herein are those of the author and do not necessarily represent the views of Northern Trust. All material has been obtained from sources believed to be reliable, but the accuracy, completeness and interpretation cannot be guaranteed. Information contained herein is current as of the date appearing in this material only and is subject to change without notice. Indices and trademarks are the property of their respective owners. All rights reserved.

Past performance is no guarantee of future results. Periods greater than one year are annualized except where indicated. Returns reflect the reinvestment of dividends and other earnings and are shown before the deduction of investment management fees, unless indicated otherwise. Returns of the indexes also do not typically reflect the deduction of investment management fees, trading costs or other expenses. It is not possible to invest directly in an index. Indexes are the property of their respective owners, all rights reserved.

Northern Trust Asset Management comprises Northern Trust Investments, Inc., Northern Trust Global Investments Limited, Northern Trust Global Investments Japan, K.K., NT Global Advisors, Inc. and investment personnel of The Northern Trust Company of Hong Kong Limited and The Northern Trust Company.



**BANK OF MILLBROOK**  
TRUST AND INVESTMENT SERVICES

For more information:

Meredith Marsh Tiedemann, CPWA®  
Senior Vice President & Trust Officer

Phone: 845-677-4266

eMail:  
mtiedemann@bankofmillbrook.com

Powered by



©2020. All Rights Reserved.